


Specification: 0E-CBLMPULL3

- * Crush resistant
- * Durable magnet
- * Normally Closed (Form A)
- * 36" /914mm Armored Cable
- * Max. contact rating 100VDC/1ac,500mA, 7.5W
- * White

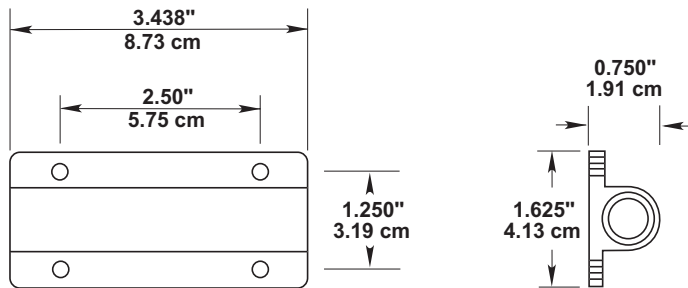
SURFACE MOUNT



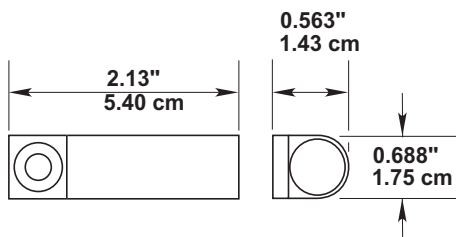
INSTALLATION

Mount Magnet on non-stationary object to be protected. Once installed, place the cover over Magnet, insert magnet into magnet cover. Make sure it has the correct slack and loop so it will not hang up on anything as the protected object is moved. Insert Switch into Magnet Cover channel and ensure the switch is in contact with the magnet.

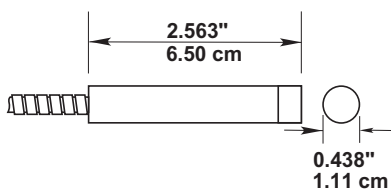
Movement of the protected object, separating the magnet from the switch, initiates zone fault



Magnetic Cover



Magnet



Switch

