



**LED HD
COLOR MONITOR
0E-20LED**



Contents

Contents.....	1
Safety.....	1
Cautions.....	2
FCC RF Interference Statement.....	3
Features.....	4
Controls & Menu Operation.....	5
Mounting Guide.....	10
Accessories.....	10
Power Indicator / Modes of Operation.....	11
Care.....	11
Dimensions.....	12
Specifications.....	12
Limited Warranty.....	14

Safety

1. To use the product safely, correctly and to keep users from suffering hurt or property loss, please observe the following safety precautions when installing, using and maintaining.
2. Please read this handbook before operating the product and keep the handbook for future reference.
3. Notice and observe all the warnings and illustration.
4. Do not adjust, maintain or modify if you don't have corresponding qualifications.
5. Do not open or remove the rear cover, box or cover board of the product. Please contact the dealer or after-sales service center when needing internal checking, adjustment and maintaining.
6. Do not place article on the product. The product might be damaged if foreign matters enter the internal unit.
7. Do not tread or squeeze the power line, especially the plug, outlet or the place where the cable extends out of the product.

8. Do not put the product in flammable or corrosive gaseous environment, which might cause fire or damage the product. Putting the product in flammable gas can easily cause a dangerous explosion.
9. Please cut off power or remove the connecting line immediately if there is smoking, off-odor or abnormal noise. Contact the after-sales service center after affirming there is no more smoking or off-flavor. Without proper maintenance, fire can occur.
10. Only qualified servicemen can maintain. If the product gets any kind of damage, such as damage to the plug, splash or foreign matter into the facility, exposed to rain or humidity, not able to function or dropped, please fix it immediately.
11. Do not expose the product to the rain or chemicals. If the product is moist, please dry it before turn on the power.
12. Turn off the power when cleaning the product.
13. Installment in an unsuitable location might cause failure of the product or other accidents. Fasten the screw of every component when installing.
14. Do not touch the fixed component inside the product, otherwise it might cause damage to people or to the facility.
15. Be careful when maintaining inner body even if the power is cut off. Some facilities are equipped with UPS, and they can continue to supply power that is dangerous to people after the power is cut off.

Cautions

CAUTION TO SERVICE PERSONNEL

POWER SUPPLY CORD IS USED AS MAIN POWER DISCONNECT DEVICE IN THIS PRODUCT. UNPLUG THIS PRODUCT FROM THE WALL OUTLET BEFORE REMOVING THE BACK COVER AND SERVICING.

1. Please put the product in flat, stable and dry location. Avoid direct sunlight, high temperature, humidity, dust, and corrosive gases.
2. If the product is installed on the wall, please make sure the wall's load bearing is enough. To avoid falling and injury to persons, install according to the illustration.
3. The LCD might experience degraded performance when the temperature variation is big, which will cause image distortion or decay of color. Wait for a moment (with power on) and the normal performance will resume.
4. Do not block the ventilation opening. Install the product according to this handbook.
5. Do not install the product near any heat source such as radiator, heat register or stove.

6. Do not use unqualified connecting lines, which might cause equipment failure.
7. Do not press, stretch or heat the connecting line, which might cause damage to it.
8. Please firmly grasp the plug of the connecting line when inserting and drawing. Pulling the connecting line emphatically might cause damage to it.
9. Cut off power and the connecting line immediately and contact the after-sales service center if the product or the connecting line is damaged for some reason. Continuing using without maintaining might cause smoking or off-odor.
10. Do not hang on the product, which might cause the product to fall or injure persons. Take caution with children near the product.
11. Please cut off power for safety if not using the product for a prolonged period.
12. Do not let the connecting line get squeezed by the wall or buckle, pull or twine the connecting line.
13. Make sure the power and the connecting line are cut off when moving the product.
14. Keep the product from collisions, which might cause equipment failure.

FCC RF Interference Statement

This equipment has been tested and found to comply with the limits for a Class B digital device, pursuant to Part 15 of the FCC Rules. These limits are designed to provide reasonable protection against harmful interference in a residential installation.



This equipment generates, uses, and can radiate radio frequency energy and, if not installed and used in accordance with the instructions, may cause harmful interference to radio communications. However, there is no guarantee that interference will not occur in a particular installation.

If this equipment causes harmful interference to radio or television reception, which can be determined by turning the equipment off and on, the user is encouraged to try to correct the interference by one or more of the following measures.

- Reorient or relocate the receiving antenna.
- Increase the space between the equipment and receiver.
- Connect the equipment into an outlet on a circuit different from that to which the receiver is connected.
- Only a shielded interface cable should be used.

Finally, any changes or modifications to the equipment by the user not expressly approved by the grantee or manufacturer could void the user's authority to operate such equipment.

Doc Compliance Notice

This digital apparatus does not exceed the Class A limit for radio noise emissions from digital apparatus set out in the radio interference regulation of Canadian Department of Communications.

CE Compliance

This monitor complies with the basic protection requirements of the Electromagnetic Compatibility (EMC) Directive 2004/108/EC for electrical and electronic equipment imported into the European Union (EU):



The electromagnetic disturbance generated by the apparatus does not exceed the level specified in the harmonized EMC Standards for this type of apparatus. It has a level of immunity to the electromagnetic disturbance to be expected in its intended use, and should operate without unacceptable degradation of its specified performance.

Features

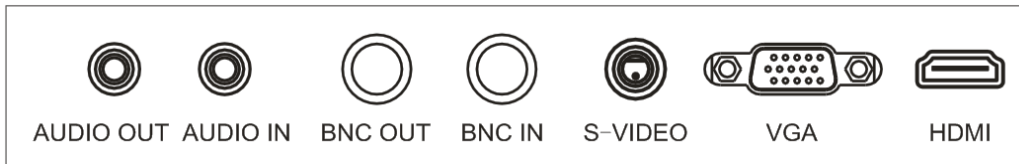
- Ultrathin and lightweight.
- High contrast ratio and high luminance. Greatly enhances layering and detail presentation.
- Automatic elimination of ghosting, protecting the LCD panel for long-term use.
- Rapid response, no trailing.
- High reliability and excellent expansion capability.
- Multilevel menu display function.
- Internal power supply, low energy consumption, long service life.
- Auto image adjustment function in VGA state.

High performance LCD panels utilizing a top ranking video processing chip that enhances the display of high-definition images. Low power consumption, dust prevention, moisture protection and shock resistance effectively lengthen the service life of the CCTV Display.

Controls & Menu Operation

Please connect the monitor to external devices according to the following I/O interface list, and choose the corresponding incoming signal channel.

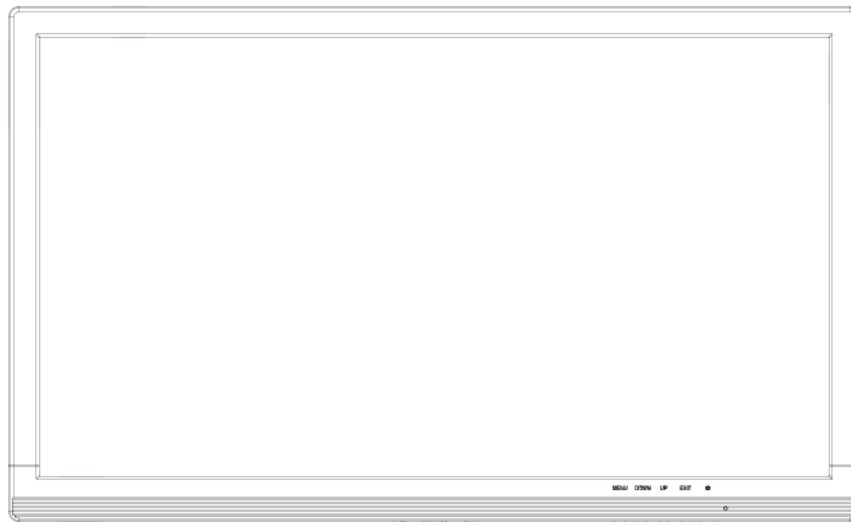
0E-20LED



Main Menu

Press the menu buttons on the bottom right side of the screen which allows the main menu to be displayed on the screen. Depending upon the model, the submenus of the main menu: Picture menu (VGA), Picture menu (HDMI), Audio menu, OSD menu, Function menu (HDMI) and Geometry menu (VGA).

Press the menu button to choose the submenus. The menu chosen will show a wireframe, and press Down/Up button to move among the secondary menus of the submenu.



A B C D E

A. “Source” button

- Press the button to display all the signal channel menus.
- When Main Menu is displayed, acts as confirmation key during the OSD operation.
- Press the button to exit OSD menu.

B. “Down” button

- Press the button to scroll the cursor to desired function.
- Press the button to decrease the value of selected function in sub OSD menu.
- Press the button to display aspect ratio and quickly change the aspect ratio.

C. “Up” button

- Press the button to scrolling the cursor to desired function.
- Press the button to increase the value of selected function in sub OSD menu.
- Press the button to quickly display volume and change volume.

D. “Menu” button

- Press the button to show the OSD main menu.
- Press the button to exit OSD menu.

E. “Power” button

- Press the button to turn ON or turn OFF the monitor.

0E-20LED

Picture menu (VGA)

Picture menu can set contrast, brightness, color temp and scale. Press Down/Up buttons to adjust, press menu button to exit.




Picture menu (HDMI)

Picture menu can set contrast, brightness, hue, saturation, sharpness, color temp, scale, overscan and picture mode. Press Down/Up buttons to adjust, press menu button to exit.



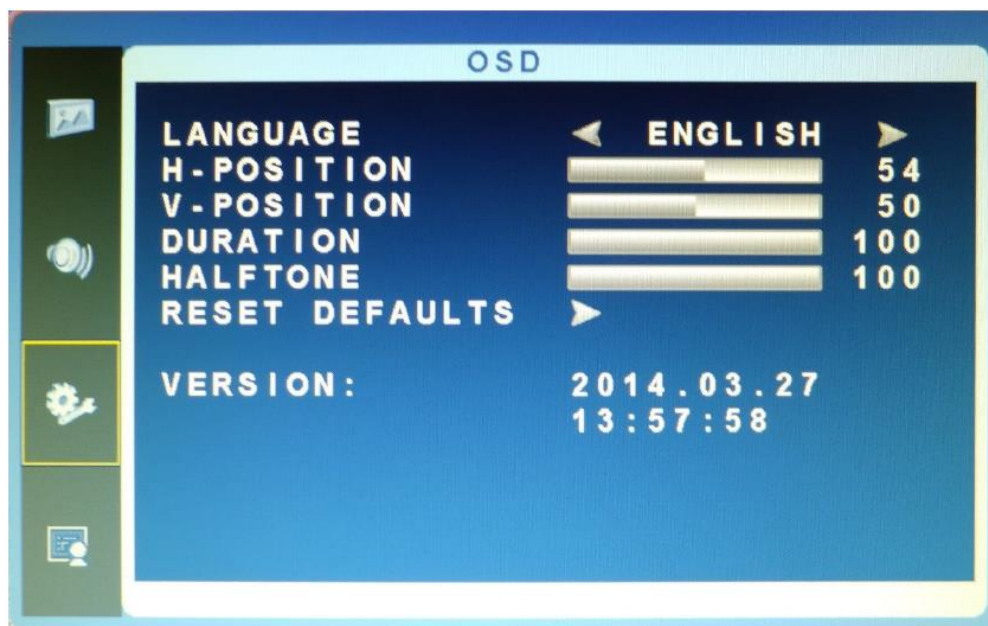
Audio menu

Audio menu can set bass, treble, balance. Press Down/Up buttons to adjust, press menu button to exit.



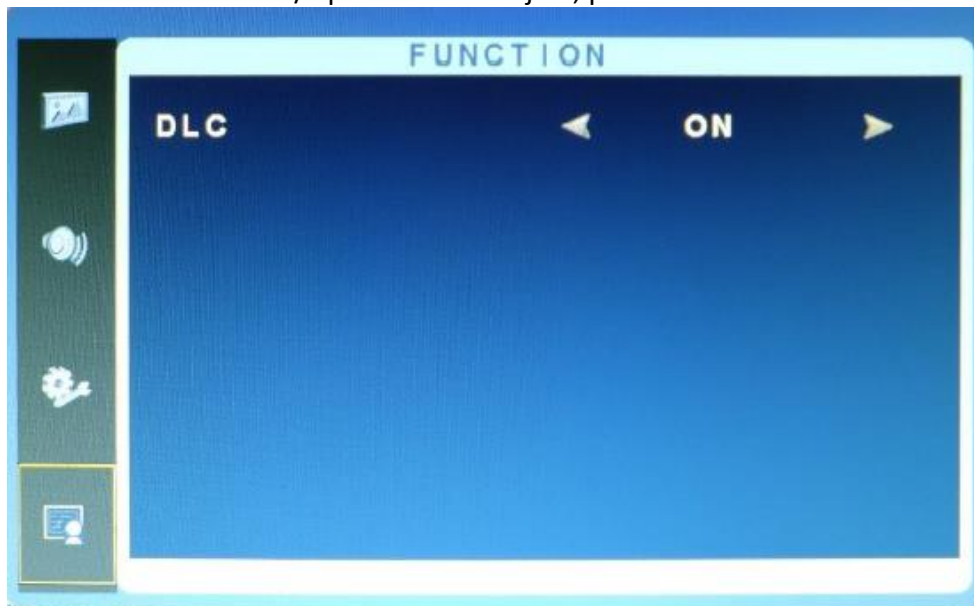
OSD menu

OSD menu can set language, H-position, V-position, duration, halftone, USB UPGRADE, reset defaults and version. Press Down/Up buttons to adjust, press menu button to exit.



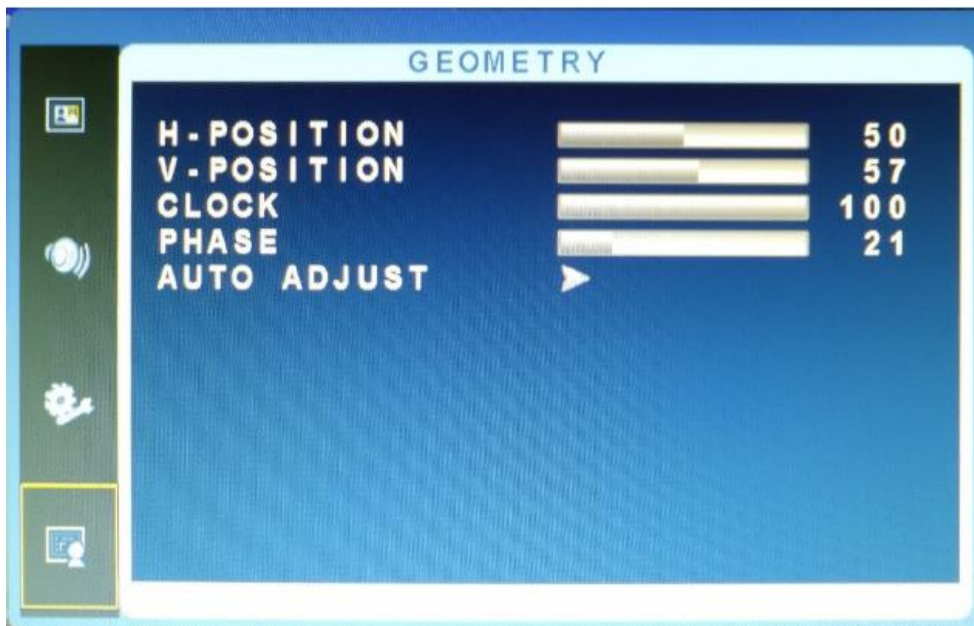
Function menu (HDMI)

Function menu can set DLC. Press Down/Up buttons to adjust, press menu button to exit.



Geometry menu (VGA)

Geometry menu can set H-position, V-position, clock, phase and auto adjust. Press Down/Up buttons to adjust, press menu button to exit.



Channel selection

“Source” menu can select the input channel. The options include VGA, HDMI, BNC, or S-VIDEO. Press Down/Up buttons to adjust, press menu button to select input channel.

Mounting Guide

Wall or Other Mounting with VESA Standard

CAUTION The wall mount must bear a minimum of five times the monitor’s net weight. To mount your MONITOR to the wall or another surface, you need to purchase a VESA wall mount. Use four M4 x 8mm screws (the base attachment screws removed in step 1 below are M4 x 8mm) to attach the mount. The monitor mount VESA hole pattern is 75mm x 75mm

Note: Metric (M4 x 8 mm) is the type screw that should be used (do not use longer screws or the monitor may be damaged).

1. Before mounting the monitor, remove the base riser (vertical portion of the base) by removing the four screws near the top with a screwdriver. Then the base and the riser can be removed. In order to prevent losing these screws, we suggest replacing the screws in their original holes.
2. Attach the VESA mount (75mm x 75mm) plate to the rear of the monitor and follow all of the instructions provided with the mount to complete the mounting process.

Accessories



Power Cable



HDMI Cable



VGA Cable



Audio Cable

Power Indicator / Modes of Operation

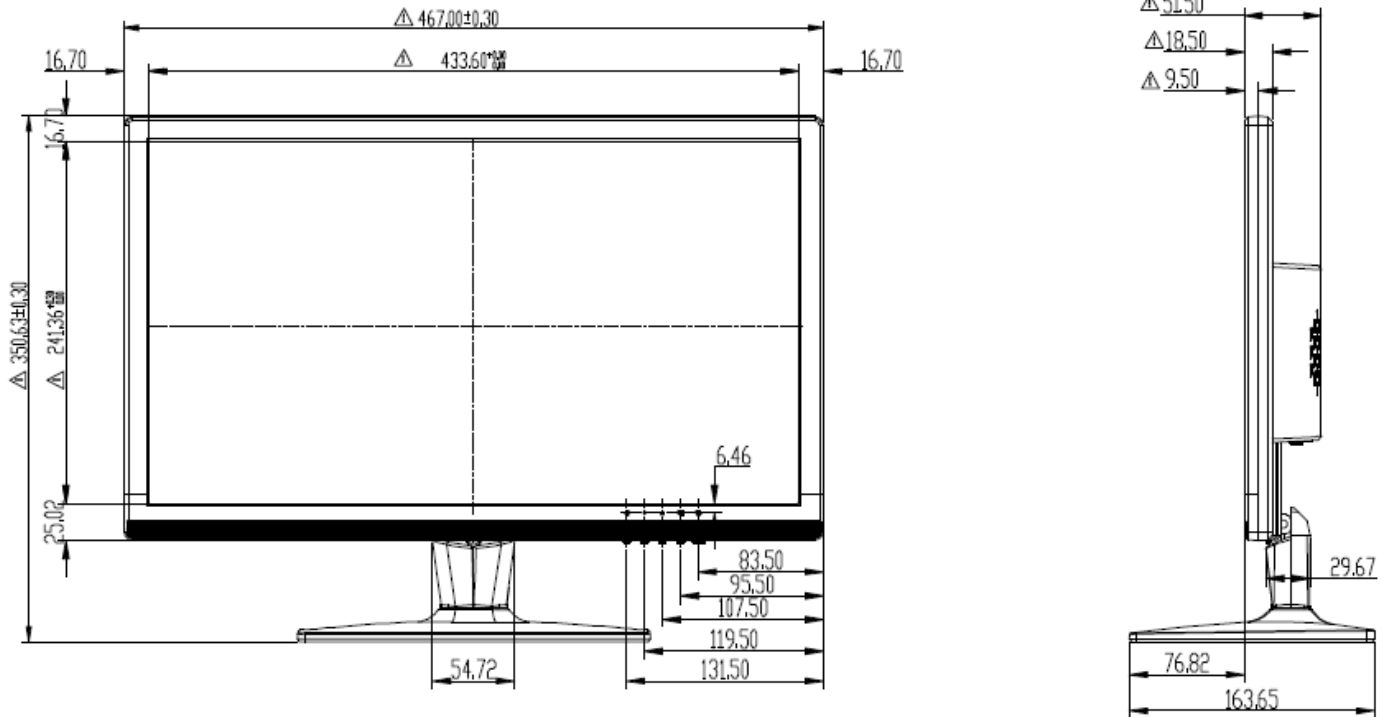
LED Indicator

LED is off when power is off; LED glows green when power is on. The power management feature of the monitor is designed for security surveillance applications. When there is no video, the monitor remains ON to be instantly ready to display video when the source is changed or if a PC changes state from sleep/standby to active mode. A floating “No Signal” box moves slowly across the screen until video is restored.

Care

1. Please wipe dust and other particles with clean dustless cloth.
2. If it is still not clean, please use a neutral cleaner along with the clean soft towel. Wipe dry after cleaning it.
3. Rubbing or scrapping the housing with fingernails or other hard objects might scratch the housing.

Dimensions



Specifications

Model	OE-20LED
Screen diagonal dimension	19.5
(inches)	
Viewable area W x H (inches)	17.08*9.3mm
Led Type	LED
Pixel Pitch (mm)	0.2712
Screen Maximum Resolution	1600*900
Display Resolutions	720x400;640x480; 800x600;1024x768; 1280x1024;1600x900

Supported Input Resolutions	720x400; 640x480; 800x600; 1024x768; 1280x1024; 1600*900; 1920x1080 (scaled)
Refresh Rate	60, 70, 75 Hz depending on resolution
Color Depth	16.7M
Brightness	250 CD/m2
Auto Adjust	Yes
Monitor Aspect Ratio	16 : 9
Display Aspect Ratio	OSD selectable 16:9 or 4:3
Horizontal TV Lines	720
Contrast Ratio	1000:1
Response Time (ms)	5
View Angle H/V (degrees)	170/160
Digital Video Inputs	HDMI up to 1920x1080
Analog Video In/Out	VGA up to 1920x1080
Audio inputs (stereo)	1x 3.5mm mini-jack
Speakers	Two - built in 2"
Stand-by	<0.5watts
Power Consumption	<25W
Monitor Body Dimensions	19.99 x 12.35 x 2.03
(W x L x D)	
Max Dimensions Monitor + Stand	19.99 x 14.97 x 6.44
(inches)	
Panel Surface	Front bezel, high glossy; back cover, matte finish; base high glossy
Case & Stand Material	Plastic
VESA Mounting Pattern	75x75;
Base/Stand included	Yes

Base Tilt Angle	+15° ~ -10°
Weight Cabinet only (lb.)	6
Weight Cabinet + Base Stand (lb.)	6.3
Power Supply (internal)	AC 100-240V ~ 50/60Hz 1.1A
Operating Temperature	0°C ~ 50°C
Storage Temperature	-20°C ~ 50°C
Operating Humidity	10 ~ 90%
Accessories	VGA cable/Audio cable/User manual/Power cable
Certifications	CE/FCC/ROHS/HDMI
Warranty	30 months

Limited Warranty

1. Limited Warranty

a. General

Subject to the terms and conditions of this Limited Warranty, from the date of sale through the period of time for product categories specified in Section 1(b), ADI warrants its W Box Technologies products to be free from defects in materials and workmanship under normal use and service, normal wear and tear excepted. Except as required by law, this Limited Warranty is only made to Buyer and may not be transferred to any third party.

ADI shall have no obligation under this Limited Warranty or otherwise if:

- (i) The product is improperly installed, applied or maintained;
- (ii) The product is installed outside of stated operating parameters, altered, or improperly services or repaired;

- (iii) Damage is caused by outside natural occurrences, such as lightning, power surges, fire, floods, acts of nature, or the like.
- (iv) Defects resulting from unauthorized modification, misuse, vandalism, or other causes unrelated to defective materials or workmanship, or failures related to batteries of any type used in connection with the products sold hereunder.

ADI only warrants those products branded as W Box Technologies products and sold by ADI. Any other products branded by third parties are warranted by the third party manufacturer for a period as defined by the third party manufacturer, and ADI assigns to Buyer those warranties and only those warranties extended by such third party manufacturers or vendors for non-ADI branded products. ADI does not itself warrant any non-ADI branded product and sells only on an as is basis in accordance with ADI’s terms and conditions of sale.

b. Specific Warranties for product categories are as follows:

Product Categories	Warranty Period
Soundbars	12 months
Walk Through Metal Detectors	12 months
Intrusion Wireless Communication Accessories	12 months
Analog Cameras	24 months
Hand Held Metal Detectors	24 months
Televisions	24 months
CCTV Power Supplies	24 months
In Ceiling Speakers	24 months
Amplifiers	24 months
Magnetic Locks	24 months
Request to Exit Devices	24 months
Surge Protection	24 months
UPS (uninterruptible power supplies)	24 months
Volume Controls	24 months
HDMI Distribution	24 months
6 Outlet Surge Protection	24 Months
Intrusion Audio Devices	30 months
Monitors	30 months

Power and Relays	30 months
Hold-up Buttons	30 months
Video Baluns	30 months
HD Analog Cameras	36 Months
HD Video Recorders	36 Months
Smoke Detectors	36 months
DVR's, NVR's	60 Months
IP Cameras	60 Months
Racks	60 months
TV Mounts	60 months
PIR's	60 months
Analog Cables	Limited Lifetime
B Connectors	Limited Lifetime
Bus Terminals	Limited Lifetime
Extension Cords	Limited Lifetime
HDMI Cables	Limited Lifetime
Jacks, Cords and Intrusion Communication Accessories	Limited Lifetime
Patch Cables	Limited Lifetime
Patch Panels	Limited Lifetime
Raceway Conduit	Limited Lifetime
Wire Ties	Limited Lifetime
Magnetic Contacts	Limited Lifetime

2. EXCLUSION OF WARRANTIES, LIMITATION OF LIABILITY

THERE ARE NO WARRANTIES OR CONDITIONS, EXPRESS OR IMPLIED, OF MERCHANTABILITY, OR FITNESS FOR A PARTICULAR PURPOSE OR OTHERWISE, WHICH EXTEND BEYOND THE DESCRIPTION ON THE FACE HEREOF. TO THE FULLEST EXTENT PERMITTED BY LAW, IN NO CASE SHALL ADI BE LIABLE TO ANYONE FOR ANY (I) CONSEQUENTIAL, INCIDENTAL, INDIRECT, SPECIAL, OR PUNITIVE DAMAGES ARISING OUT OF OR RELATING IN ANY WAY TO THE PRODUCT AND/OR FOR BREACH OF THIS OR ANY

OTHER WARRANTY OR CONDITION, EXPRESS OR IMPLIED, OR UPON ANY OTHER BASIS OF LIABILITY WHATSOEVER, EVEN IF THE LOSS OR DAMAGE IS CAUSED BY ADI'S OWN NEGLIGENCE OR FAULT AND EVEN IF ADI HAS BEEN ADVISED OF THE POSSIBILITY OF SUCH LOSSES OR DAMAGES. Any product description (whether in writing or made orally by ADI or ADI's agents), specifications, samples, models, bulletin, drawings, diagrams, engineering sheets, or similar materials used in connection with the Buyer's order are for the sole purpose of identifying ADI's products and shall not be construed as an express warranty or condition. Any suggestions by ADI or ADI's agents regarding use, applications or suitability of the products shall not be construed as an express warranty or condition unless confirmed to be such in writing by ADI. ADI does not represent that the products it sells may not be compromised or circumvented; that the products will prevent any personal injury or property loss by burglary, robbery, fire or otherwise, or that the products will in all cases provide adequate warning or protection. Buyer understands and will cause its customer to understand that a properly installed and maintained product is not insurance or guarantee that such will not cause or lead to personal injury or property loss. CONSEQUENTLY ADI SHALL HAVE NO LIABILITY FOR ANY PERSONAL INJURY, PROPERTY DAMAGE OR OTHER LOSS BASED ON ANY CLAIM AT ALL INCLUDING A CLAIM THAT THE PRODUCT FAILED TO GIVE WARNING. However, if ADI is held liable whether directly or indirectly for any loss or damage with respect to the products it sells, regardless of cause or origin, its maximum liability shall not in any case exceed the purchase price of the product, which shall be fixed as liquidated damages and not as a penalty and shall be the complete and exclusive remedy against ADI.

3. Limitation on Liability to Buyer's Customers.

Buyer agrees to limit liability to its customers to the fullest extent permitted by law. Buyer acknowledges that ADI shall only be deemed to give consumers of its products such statutory warranties as may be required by law and at no time shall Buyer represent to its customers and/or users of ADI products that ADI provides any additional warranties. By accepting the products, to the fullest extent permitted by law, Buyer assumes all liability for, and agrees to indemnify and hold ADI harmless against and defend ADI from, any and all suits, claims, demands, causes of action and judgments relating to damages, whether for personal injury or to personal property, suffered by any person, firm, corporation or business association, including but not limited to, Buyer's customers and/or users of the products because of any failure of the products to detect and/or warn of the danger for which the goods were designed or any other failure of the products whether or not such damages are caused or contributed to by the sold or joint concurring negligence or fault of ADI.

4. Returns

Subject to the terms and conditions listed below, during the applicable warranty period, ADI will replace Product or provide a credit at purchase at its sole option free of charge any defective products returned prepaid. Any obligations of ADI to replace Limited Lifetime warranty products pursuant to this warranty which result from defect are limited to the availability of replacement product. ADI reserves the right to replace any such products with the then currently available products, or provide a credit in its sole discretion. In the event Buyer has a problem with any ADI product, please call your local ADI branch for return instructions:

For US call 1-800-233-6261

For Canada call 877-234-7378

For Puerto Rico call 787-793-8830

Be sure to have the model number and the nature of the problem available. In the event of replacement, the return product will be credited to Buyer's account and a new invoice issued for the replacement item. ADI reserves the right to issue a credit only in lieu of replacement.

If any W Box Technologies product is found to be in good working order or such product's inability to function properly is a result of user damage or abuse, the product will be returned to Buyer in the same condition as received and Buyer shall be responsible for any return freight charges.

5. Governing Law

The laws of State of New York apply to this Limited Warranty.

6. Miscellaneous

Where any term of this Limited Warranty is prohibited by such laws, it shall be null and void, but the remainder of the Limited Warranty shall remain in full force and effect.

1. Garantie limitée

a. Généralités

Sous réserve des modalités de la présente garantie limitée, à compter de la date de vente et pendant la période de garantie applicable aux catégories de produits précisée au paragraphe 1b), ADI garantit que ses produits W Box Technologies sont libres de tout vice de matériaux et de fabrication dans des conditions d'utilisation et d'entretien normales, sauf l'usure normale. Sauf si les lois l'exigent, la présente garantie limitée est offerte uniquement à l'acheteur et ne peut être transférée à un tiers.

ADI n'a aucune obligation aux termes de la présente garantie limitée ou autrement dans les circonstances suivantes :

- i. le produit est mal installé, appliqué ou entretenu;
- ii. le produit est installé de manière non conforme aux paramètres d'exploitation indiqués, modifié ou mal entretenu ou réparé;
- iii. le produit est endommagé par des phénomènes naturels extérieurs comme la foudre, une surcharge, un incendie, une inondation, une force majeure ou un phénomène similaire;
- iv. les défauts du produit résultent d'une modification non autorisée, d'une mauvaise utilisation, d'un acte de vandalisme ou d'autres causes non liés aux vices de matériaux ou de fabrication, ou à une défaillance des piles de quelque type que ce soit utilisées avec les produits vendus aux termes des présentes.

ADI ne garantit que les produits portant la marque W Box Technologies qu'elle vend. Les autres produits portant une marque de tiers sont garantis par le fabricant tiers pendant une période définie par ce dernier, et ADI cède à l'acheteur ces garanties et uniquement les garanties offertes par ces fabricants tiers ou vendeurs à l'égard de produits ne portant pas ses marques. ADI ne garantit pas de produits ne portant pas ses marques et vend ces produits tels quels, conformément à ses modalités de vente.

b. Les garanties particulières applicables aux catégories de produits sont les suivantes :

Catégories de produits	Période de la garantie
Marcher à Travers les Détecteurs de Métaux	12 mois
Accessoires de communication d'intrusion sans fil	12 mois
Barres de son	12 mois
UPS (systèmes d'alimentation sans	24 mois

coupure)	
Téléviseurs	24 mois
Caméras analogiques	24 mois
Blocs d'alimentation CCTV	24 mois
Contrôles du volume	24 mois
Protection contre les surcharges	24 mois
Haut-parleurs pour le plafond	24 mois
Modules de requête de sortie	24 mois
Mise à jour des serrures magnétiques	24 mois
Distributeurs HDMI	24 mois
Serrures magnétiques	24 mois
Amplificateurs	24 mois
Parasurtenseur 6 prises	24 mois
Écrans	30 mois
Source de courant, Relais	30 mois
Bouton Hold-up	30 mois
Balluns vidéo	30 mois
Système d'alarme anti-intrusion	30 mois
Caméras analogiques HD	36 mois
analogiques DVR HD	36 mois
Détecteurs de fumée	36 mois
Bâtis	60 mois
Supports de télévision	60 mois
Caméras IP	60 mois
DVRs, NVR's	60 mois
Détecteurs de mouvement infrarouge	60 mois
Attaches pour câbles	À vie limitée
Les panneaux de brassage	À vie limitée
Câbles analogiques	À vie limitée
Câbles de raccordement	À vie limitée

Bornes de bus	À vie limitée
Connecteurs B	À vie limitée
Cordes d'extension	À vie limitée
Contacts magnétiques	À vie limitée
Bloc modulaire, câbles et accessoires de communication	À vie limitée
Conduits cache-fil	À vie limitée
Câbles HDMI	À vie limitée

2. EXCLUSION DE GARANTIES ET LIMITATION DE RESPONSABILITÉ

IL N'EXISTE AUCUNE GARANTIE OU CONDITION, EXPRESSE OU IMPLICITE, DE QUALITÉ MARCHANDE, D'ADAPTATION À UNE FIN PARTICULIÈRE OU AUTRE QUI DÉPASSE LE CADRE DE LA DESCRIPTION FOURNIE AU RECTO DES PRÉSENTES. DANS LA PLEINE MESURE PERMISE PAR LA LOI, ADI NE SAURAIT EN AUCUN CAS ÊTRE TENUE RESPONSABLE ENVERS QUICONQUE DES DOMMAGES CONSÉCUTIFS, INDIRECTS, SPÉCIAUX OU PUNITIFS DÉCOULANT DU PRODUIT OU LIÉS À CELUI-CI DE QUELQUE FAÇON QUE CE SOIT ET/OU DU NON-RESPECT DE LA PRÉSENTE GARANTIE OU DE TOUTE AUTRE GARANTIE OU CONDITION, EXPRESSE OU IMPLICITE, OU DE TOUTE AUTRE RÉCLAMATION FONDÉE SUR LA RESPONSABILITÉ, MÊME SI LA PERTE OU LES DOMMAGES SONT CAUSÉS PAR LA NÉGLIGENCE OU LA FAUTE D'ADI ET MÊME SI CETTE DERNIÈRE A ÉTÉ AVISÉE DE LA POSSIBILITÉ QUE DE TELLES PERTES OU DE TELS DOMMAGES SURVIENNENT. Les descriptions de produits (fournies par écrit ou verbalement par ADI ou ses mandataires), caractéristiques techniques, échantillons, modèles, bulletins, dessins, diagrammes, esquisses techniques ou documents similaires utilisés par l'acheteur pour passer une commande visent uniquement à décrire les produits d'ADI et ne doivent pas être interprétés comme des garanties ou conditions expresses. Les suggestions faites par ADI ou ses mandataires au sujet de l'utilisation, de l'application ou du caractère approprié des produits ne doivent pas être interprétées comme des garanties ou conditions expresses, sauf si ADI confirme par écrit qu'il s'agit de garanties ou de conditions expresses. ADI ne garantit pas qu'il n'y aura aucune atteinte à l'intégrité des produits qu'elle vend ou que les produits qu'elle vend ne seront pas contournés, qu'ils préviendront les blessures ou les pertes matérielles en cas de cambriolage, de vol, d'incendie ou autrement ou qu'ils constitueront dans tous les cas une protection ou un avertissement approprié. L'acheteur comprend qu'un produit dûment installé et entretenu permet uniquement de réduire le risque de cambriolage, de vol ou d'incendie sans avertissement, mais qu'il ne constitue pas une assurance ou une garantie qu'un tel événement ne se produira pas ou qu'il n'entraînera pas des blessures ou des pertes matérielles. PAR CONSÉQUENT, ADI NE SAURAIT ÊTRE TENUE RESPONSABLE DES BLESSURES, DES DOMMAGES MATÉRIELS OU D'AUTRES PERTES FAISANT L'OBJET D'UNE RÉCLAMATION, Y COMPRIS UNE RÉCLAMATION SELON LAQUELLE LE PRODUIT N'AURAIT PAS DONNÉ DE SIGNAL D'AVERTISSEMENT. Toutefois, si ADI est tenue responsable, directement ou indirectement, de pertes ou de dommages à l'égard des produits qu'elle vend, quelle qu'en soit la cause ou l'origine, sa responsabilité n'excédera en aucun cas le

prix d'achat du produit, dont le remboursement sera exigé à titre de dommages-intérêts extrajudiciaires et non d'amende, et il s'agira du recours exclusif et intégral pouvant être exercé contre ADI.

3. Limitation de la responsabilité envers les clients de l'acheteur.

L'acheteur s'engage à limiter la responsabilité envers ses clients dans la pleine mesure permise par la loi. L'acheteur reconnaît qu'ADI ne sera réputée avoir fourni aux consommateurs de ses produits que les garanties qui sont exigées par la loi. L'acheteur ne doit en aucun cas déclarer à ses clients et/ou aux utilisateurs des produits d'ADI que cette dernière offre d'autres garanties. Par l'acceptation des produits, l'acheteur assume, dans la pleine mesure permise par la loi, la pleine responsabilité à l'égard de toutes les poursuites, réclamations, mises en demeure et causes d'action et à l'égard de tous les jugements se rapportant à des dommages-intérêts, que ce soit pour des préjudices personnels ou des dommages matériels, subis par une personne, une firme, une société ou une association commerciale, y compris les clients de l'acheteur et/ou les utilisateurs des produits, en raison de toute omission de la part des produits de déceler le danger pour la détection duquel ils sont conçus et/ou de donner l'alerte de ce danger ou un avertissement de toute autre défaillance des produits, que ces dommages aient été causés par la négligence dont ADI est l'auteur ou le coauteur, et il tiendra ADI à couvert à cet égard et prendra fait et cause pour lui.

4. Retours

Sous réserve des modalités énumérées ci-après, durant la période de garantie applicable, ADI remplacera le produit ou donnera une note de crédit à l'achat, à son gré et sans frais, à l'égard de tout produit défectueux qui lui est retourné. L'obligation qui incombe à ADI de remplacer le produit visé par une garantie à vie limitée aux termes de la garantie en question si celui-ci est défectueux se limite à la disponibilité d'un produit de remplacement. ADI se réserve le droit de remplacer un produit défectueux par le produit qui est disponible à ce moment-là, ou de donner une note de crédit, à son gré. Si l'acheteur a un problème avec un produit d'ADI, il doit appeler sa succursale ADI locale pour connaître la marche à suivre pour retourner le produit.

Aux États-Unis, composer le 1 800 233-6261

Au Canada, composer le 877 234-7378

À Porto Rico, composer le 787 793-8830

L'acheteur doit avoir en main le numéro du modèle et décrire la nature du problème. En cas de remplacement, le prix du produit retourné sera porté au crédit du compte de l'acheteur et une nouvelle facture sera établie pour le produit de remplacement. ADI se réserve le droit de donner une note de crédit plutôt que de remplacer le produit.

Si l'on établit que le produit W Box Technologies n'est pas défectueux ou que son mauvais fonctionnement résulte d'une utilisation abusive ou de dommages causés par l'utilisateur, le produit sera retourné à l'acheteur dans le même état que celui dans lequel il a été reçu et l'acheteur devra acquitter les frais de transport.

5. Lois applicables

Les lois de l'État de New York s'appliquent à la présente garantie limitée.

6. Modalités diverses

Si une modalité de la présente garantie limitée est interdite par ces lois, elle sera nulle, mais le reste de la présente garantie limitée demeurera pleinement en vigueur.



LED HD LCD COLOR MONITOR
19.5" Viewing Size; VGA,
HDMI Inputs; Includes Audio
and VGA cables

CAUTION: DO NOT EXCEED
MAXIMUM LISTED WEIGHT
CAPACITY, SERIOUS INJURY
OR PROPERTY DAMAGE MAY
OCCUR!

