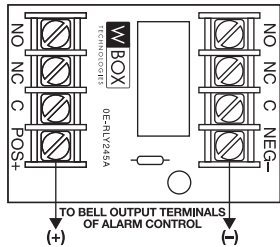


Instructions for 0E-RLY245A

Product specifications

24VDC operation
 40mA current draw
 5A/220VAC or 28VDC DPDT contacts
 Dimensions: 2.75"L X 2"W X 1"H (70mm X 51mm X 25mm)

Wiring for DRY CONTACTS:



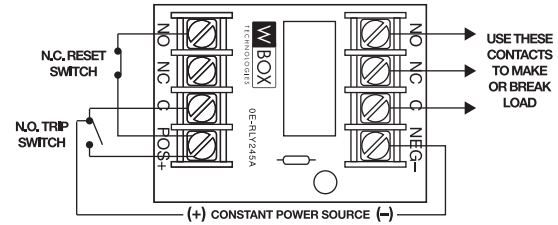
Notice:

WBOX Technologies does not provide technical support for relay modules. Applications are numerous and diverse, and installation should be performed only by trained and experienced technicians.

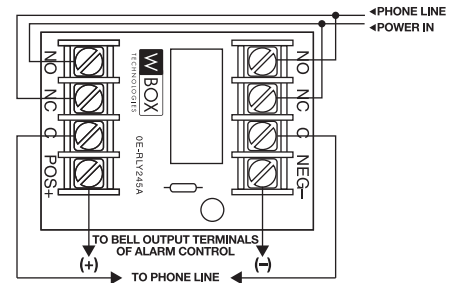
RELAY
 24VDC
 5A, DPDT



Wiring for LATCHING DRY CONTACTS:



Wiring for POLARITY REVERSAL:



Wiring for LINE SEIZURE:

